
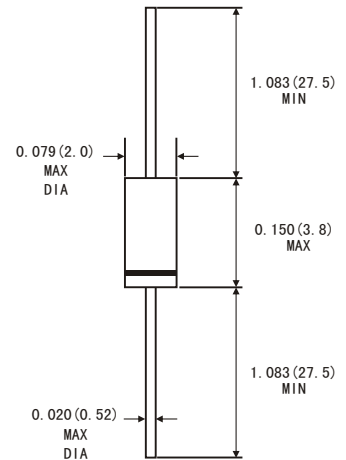


FEATURES

- The zener voltage are graded according to the international E24 standard. Other voltage tolerance and higher zener voltages are on request
- High temperature soldering guaranteed: 260°C/10 seconds at terminals
- Component in accordance to RoHS 2002/95/EC and WEEE 2002/96/EC



DO-35



MECHANICAL DATA

- Case: DO-35 glass case
- Polarity: Color band denotes cathode end
- Weight: Approx. 0.13 gram

ABSOLUTE MAXIMUM RATINGS(LIMITING VALUES) (TA=25°C)

	Symbols	Value	Units
Zener current see table "Characteristics"			
Power dissipation	P _{tot}	500 ¹⁾	mW
Junction temperature	T _J	175	°C
Storage temperature range	T _{STG}	-65 to +175	°C

1) Valid provided that a distance of 8mm from case is kept at ambient temperature

ELECTRICAL CHARACTERISTICS (TA=25°C)

	Symbols	Min	Typ	Max	Units
Thermal resistance junction to ambient	R _{θJA}			300 ¹⁾	K/W
Forward voltage at I _F =100mA	V _F			1.0	V

1) Valid provided that a distance of 8mm from case is kept at ambient temperature

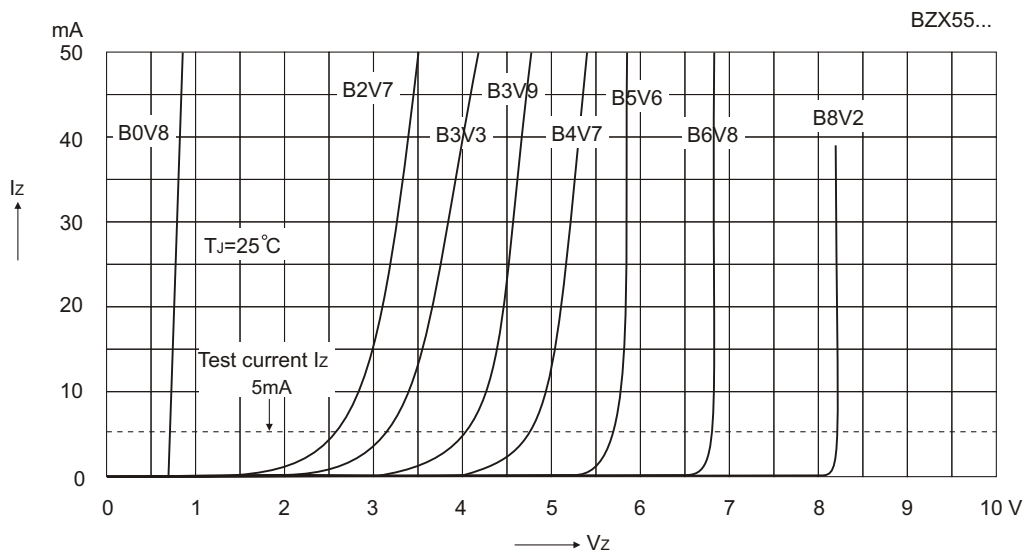
BZX55... SILICON PLANAR ZENER DIODES

Type	Zener Voltage range ¹⁾			Dynamic resistance			Reverse leakage current			Temp Coefficient of zener voltage
	V _{ZNOM}	I _{ZT} for V _{ZT}		r _{ZK} and r _{ZK} at I _{ZK}			I _R and I _R at V _R			TK _{VZ}
	V	mA	V	Ω	Ω	mA	μA	μA	V	%/K
BZX55/B2V0	2.0	5	1.96...2.04	< 85	< 600	1	1	< 200	1	-0.09...-0.06
BZX55/B2V2	2.2	5	2.15...2.25	< 85	< 600	1	1	< 160	1	-0.09...-0.06
BZX55/B2V4	2.4	5	2.35...2.45	< 85	< 600	1	1	< 100	1	-0.09...-0.06
BZX55/B2V7	2.7	5	2.64...2.76	< 85	< 600	1	1	< 50	1	-0.09...-0.06
BZX55/B3V0	3.0	5	2.94...3.06	< 85	< 600	1	1	< 40	1	-0.08...-0.05
BZX55/B3V3	3.3	5	3.23...3.37	< 85	< 600	1	1	< 40	1	-0.08...-0.05
BZX55/B3V6	3.6	5	3.52...3.68	< 85	< 600	1	1	< 40	1	-0.08...-0.05
BZX55/B3V9	3.9	5	3.82...3.98	< 85	< 600	1	1	< 40	1	-0.08...-0.05
BZX55/B4V3	4.3	5	4.21...4.39	< 75	< 600	1	1	< 20	1	-0.06...-0.03
BZX55/B4V7	4.7	5	4.6...4.8	< 60	< 600	1	1	< 10	1	-0.05...+0.02
BZX55/B5V1	5.1	5	4.99...5.2	< 35	< 550	1	1	< 2	1	-0.02...+0.02
BZX55/B5V6	5.6	5	5.49...5.71	< 25	< 450	1	1	< 2	1	-0.05...+0.05
BZX55/B6V2	6.2	5	6.07...6.32	< 10	< 200	1	1	< 2	2	0.03...0.06
BZX55/B6V8	6.8	5	6.66...6.94	< 8	< 150	1	1	< 2	3	0.03...0.07
BZX55/B7V5	7.5	5	7.35...7.65	< 7	< 50	1	1	< 2	5	0.03...0.07
BZX55/B8V2	8.2	5	8.04...8.36	< 7	< 50	1	1	< 2	6.2	0.03...0.08
BZX55/B9V1	9.1	5	8.92...9.28	< 10	< 50	1	1	< 2	6.8	0.03...0.09
BZX55/B10	10	5	9.8...10.2	< 15	< 70	1	1	< 2	7.5	0.03...0.1
BZX55/B11	11	5	10.8...11.2	< 20	< 70	1	1	< 2	8.2	0.03...0.11
BZX55/B12	12	5	11.8...12.2	< 20	< 90	1	1	< 2	9.1	0.03...0.11
BZX55/B13	13	5	12.7...13.3	< 26	< 110	1	1	< 2	10	0.03...0.11
BZX55/B15	15	5	14.7...15.3	< 30	< 110	1	1	< 2	11	0.03...0.11
BZX55/B16	16	5	15.7...16.3	< 40	< 170	1	1	< 2	12	0.03...0.11
BZX55/B18	18	5	17.6...18.4	< 50	< 170	1	1	< 2	13	0.03...0.11
BZX55/B20	20	5	19.6...20.4	< 55	< 220	1	1	< 2	15	0.03...0.11
BZX55/B22	22	5	21.6...22.5	< 55	< 220	1	1	< 2	16	0.04...0.12
BZX55/B24	24	5	23.5...24.5	< 80	< 220	1	1	< 2	18	0.04...0.12
BZX55/B27	27	5	26.4...27.6	< 80	< 220	1	1	< 2	20	0.04...0.12
BZX55/B30	30	5	29.4...30.6	< 80	< 220	1	1	< 2	22	0.04...0.12
BZX55/B33	33	5	32.3...33.7	< 80	< 220	1	1	< 2	24	0.04...0.12
BZX55/B36	36	5	35.2...36.8	< 80	< 220	1	1	< 2	27	0.04...0.12
BZX55/B39	39	2.5	38.2...39.8	< 90	< 500	0.5	0.5	< 5	30	0.04...0.12
BZX55/B43	43	2.5	42.1...43.9	< 90	< 500	0.5	0.5	< 5	33	0.04...0.12
BZX55/B47	47	2.5	46...48	< 110	< 600	0.5	0.5	< 5	36	0.04...0.12
BZX55/B51	51	2.5	49.9...52.1	< 125	< 700	0.5	0.5	< 10	39	0.04...0.12
BZX55/B56	56	2.5	54.8...57.2	< 135	< 700	0.5	0.5	< 10	43	0.04...0.12
BZX55/B62	62	2.5	60.7...63.3	< 150	< 1000	0.5	0.5	< 10	47	0.04...0.12
BZX55/B68	68	2.5	66.6...69.4	< 200	< 1000	0.5	0.5	< 10	51	0.04...0.12
BZX55/B75	75	2.5	73.5...76.5	< 250	< 1000	0.5	0.5	< 10	56	0.04...0.12
BZX55/B82	82	2.5	80.3...83.7	< 300	< 1500	0.25	0.25	< 10	62	0.05...0.12
BZX55/B91	91	1	89.1...92.9	< 450	< 2000	0.1	0.1	< 10	68	0.05...0.12
BZX55/B100	100	1	98...102	< 450	< 5000	0.1	0.1	< 10	75	0.05...0.12
BZX55/B110	110	1	107.8...112.2	< 600	< 5000	0.1	0.1	< 10	82	0.05...0.12
BZX55/B120	120	1	117.6...122.4	< 800	< 5500	0.1	0.1	< 10	91	0.05...0.12
BZX55/B130	130	1	127.4...132.6	< 950	< 6000	0.1	0.1	< 10	100	0.05...0.12
BZX55/B150	150	1	147...153	< 1250	< 6500	0.1	0.1	< 10	110	0.05...0.12
BZX55/B160	160	1	156.8...163.2	< 1400	< 7000	0.1	0.1	< 10	120	0.05...0.12
BZX55/B180	180	1	176.4...183.6	< 1700	< 8500	0.1	0.1	< 10	130	0.05...0.12
BZX55/B200	200	1	196...204	< 2000	< 10000	0.1	0.1	< 10	150	0.05...0.12

1) Teated with pulses tp=20ms.

BZX55... SILICON PLANAR ZENER DIODES

BREAKDOWN CHARACTERISTICS AT $T_J = \text{CONSTANT}$ (PULSED)



BREAKDOWN CHARACTERISTICS AT $T_J = \text{CONSTANT}$ (PULSED)

